

1<sup>st</sup> January 2019



# ITPF

## RULES FOR TENT PEGGING

Effective from 1<sup>st</sup> January 2019

## CONTENTS

	ARTICLE	PAGE
<b>PREAMBLE</b>		6
<b>Chapter I            INTRODUCTION</b>		<b>7</b>
General	Art.100	7
<b>Chapter II            REGULATION/RULES AND DEFINITIONS</b>		<b>8</b>
Regulation and Rules	Art.101	8
Definitions	Art.102	9
<b>Chapter III            EVENTS AND COMPETITIONS</b>		<b>10</b>
National Events	Art.103	10
International Events	Art.104	10
Specifications of Horses	Art.105	11
Change of Competitors/Horse	Art.106	11
Number of Entries Permitted	Art.107	12
Horse Abuse	Art.108	12
Composition of Team (Section and Half Section)	Art.109	13
Age of Competitors	Art.110	13
Safety Equipment and Bits	Art.111	13
Loss of Weapon/ Lance ,etc	Art.112	14
Fall of Competitor/Horse	Art.113	14
Competitions on Borrowed Horses	Art.114	15
Ceremonies	Art.115	16

<b>Chapter IV</b>	<b>PARTICIPATION IN COMPETITIONS</b>	<b>16</b>
Invitations	Art.116	16
Entries	Art.117	17
Chef’ Equipe	Art.118	17
Declaration of Starter	Art.119	17
<b>Chapter V</b>	<b>EVENT OFFICIAL AND BASIC COURSE REQUIREMENTS</b>	<b>18</b>
Ground Jury	Art.120	18
Foreign Judge/ Ground Jury President	Art.121	19
Appeal Committee	Art.122	19
Appointment of Ground Jury and Judges	Art.123	19
Technical Delegates	Art.124	20
Course Layout	Art.125	20
Course Dimensions	Art.126	20
Scorer	Art.127	20
Time Keeper	Art.128	21
Starter	Art.129	22
Track and Track Party	Art.130	22
Collecting Ring (Marshalling Area) Steward	Art.131	23
Expenses of Officials	Art.132	23
Protests	Art.133	23
Start	Art.134	23
The Starting Line	Art.135	24
The Finishing Line and Run Through Area	Art.136	24
Exercise Area	Art.137	24

Collecting Ring and Marshalling Area	Art.138	24
<b>Chapter VI</b>	<b>VETERINARY REGULATIONS</b>	<b>25</b>
Veterinary Delegate/Inspection/Examination	Art.139	25
Preliminary Inspection	Art.140	25
Lame Horse	Art.141	25
Veterinary Enclosure	Art.142	25
First Aid Post	Art.143	26
<b>Chapter VII</b>	<b>SPECIFICATIONS OF EQUIPMENTS</b>	<b>26</b>
Lance and Sword	Art.144	26
Pegs	Art.145	26
Layout of Course Plans	Art.146	27
Layout of Track	Art.147	28
Start Conduct	Art.148	29
Layout of Pegs	Art.149	29
Number of Runs	Art.150	29
Speed / Time	Art.151	29
Tie	Art.152	30
Award of Points – Pegs	Art.153	30
<b>Chapter VIII</b>	<b>COMPETITION</b>	<b>31</b>
Normal – Competitions		31
Lance – Individual	Art.154	31
Lance – Team	Art.155	31
Sword – Individual	Art.156	32
Sword – Team	Art.157	32
Lance and Sword – Paired (Half Section)	Art.158	32

Relay (Lance or Sword)	Art.159	33
Gallows (Rings), Pegs and Lance	Art.160	34
Lemon and Pegs Sword	Art.161	34
How to Calculate the Time Penalty	Art.162	34

## **Appendices**

<b>Appendix I</b>	Course Layout Plan for Team (section), Pairs (half section) & Individual	35
<b>Appendix II</b>	Course Layout Plan for Relay	36
<b>Appendix III</b>	Course Layout Plan for Rings & Lemons and Pegs	37
<b>Appendix IV</b>	“T” Design for or Lemon and Rings and Peg	38
<b>Appendix VIII</b>	Event Schedule	39

## **Preamble**

The present Rules for Tent Pegging Events are effective as of 1<sup>st</sup> January 2019.

Although this booklet sets out the detailed rules of the ITPF for international Tent Pegging Events, it must be read in conjunction with the Statutes, the General Regulations and the Veterinary Regulations.

It is not possible to provide rules for every conceivable eventuality in these Rules. If there is no rule to deal specifically with a particular circumstance, or if the nearest interpretation of the pertinent rule would result in an obvious injustice, it is the duty of those responsible to make a decision based on common sense and fair play, using all technical assistance available including official video recordings (an official video recording is considered to be a recording made by a TV network or a video company hired by the organizing committee) thus reflecting as closely as possible the intention of these Rules and of the General Regulations.

## **Chapter 1            INTERODUCTION**

### **Article 100        GENERAL**

1- These rules have been prepared by adopting a wider consultative approach and by referring to the events and rules as practiced in most of the tent pegging countries.

2- The present Tent Pegging rules have been framed in order to streamline various rules now being practiced in different parts of the World and to bring them under the Framework of the ITPF. This will enable all tent pegging countries to have a common code and compete on equal terms and rules.

3- A Tent Pegging competition is one in which the combination of horse and competitor is tested under various conditions. It is a test intended to demonstrate the horse's freedom, its energy, its skill, its speed and its obedience in Galloping on a straight line close to the Pegs, Rings, Lemons and other Dummies and Obstacles. This will also demonstrate the competitor's horsemanship.

4- If a competitor makes certain faults such as losing his Lance, Sword, Pistol or exceeding the time allowed, etc. he incurs penalties. Those penalty points will be deducted from the points he gains. The winner of the competition is the competitor who gains the highest number of points.

5- Conditions of each competition must be set out clearly in the schedule and in the programmer of the event. Organizers are not permitted to organize show competitions unless their National Federation has approved the conditions according to which these events may be run.

6- Competitions must be fair for all competitors. It is, therefore, essential that strict and detailed rules are established to regulate them. For this reason the rules, which follow must be respected, except when the ITPF has authorized certain relaxations which are justified by local conditions.

7- Winning team - The overall winners of this event will be the team scoring most points in all competitions (the 4 competitors total individual points in all Competitions added together to determine the event winning team.

8- The winning competitor will be the competitor that scores the most points in all competitions, (Best man at arms).

This will enable uniformity in competitions and fair play.

## **Chapter II REGULATION/RULES AND DEFINITIONS**

### **Article 101 REGULATIONS AND RULES**

1- The ITPF (International Tentpegging Federation) General Regulations (GRs) are established so that individual Competitors and teams of Competitors from different National Federations (NFs) compete against one another under fair and equal conditions.

2- The GRs together with the ITPF Veterinary Regulations (VRs) , govern the conduct of all Tent Pegging events organized by NFs.

3- These Regulations have been drawn up in the broadest possible spirit so as to allow Organizing Committees (OCs) the fullest freedom in the management of their events and in the preparation of their programmers.

4- NFs are responsible for the implementation by OCs, of all the Regulations and Rules, including all financial obligations.

5- It is the responsibility of OCs to take such measures as may be necessary to cover their financial and legal liabilities.

6- Liabilities: Neither the country, its NF nor the Organizing Committee hosting and organizing an event will be liable to any legal responsibilities for any accident or injuries to the horses, competitors or any other third party or any damage to or loss of property.

## **Article 102 DEFINITIONS**

1- The term “Event” refers to the complete meeting, “Show”, “Championship”, or TEST“ Games “under the control of an OC.

2- “Events” may be organized for one or more than one “Event”. The period of an event extends from one hour before the beginning of the first Horse Inspection until to half an hour after the announcement of the final results.

3- The term “Organizing Committee” (OC) refers to any organization group, society or body which is recognized by the NF and held to be responsible for the management of any event.

4- The term “Series” refers to a number of events held successively at different locations and their results leading to a final classification or a final event.

5- The term “competition” refers to each individual class in which competitors are placed in order of merit and for which prizes/ medals may be awarded.

6- The term “run” means that portion of a competition between the start and finish line which was completed once.

7- The term “fall of the horse” is defined as when the horse’s shoulder and hindquarter touch the ground.

8- The term “fall of competitor” is defined as when a competitor has fallen when he/she is separated from his/her horse which has not fallen, in such a way that he/she touches the ground or finds it necessary in order to get back in the saddle, to use some form of support or outside assistance.

## **Chapter III Events and Competitions**

### **Article 103 NATIONAL EVENTS**

National Events are usually limited to national competitors who take part according to the regulations of NF. Foreign competitors may take part with approval of NF. These may be held as per their national rules and regulations but it would be preferable under ITPF Rules.

### **Article 104: INTERNATIONAL EVENTS**

1- An International Event must be organized under the GRs, VRs and SRs approved by the ITPF and may be open to competitors of all nations and NFs/ National recognized Tentpegging Disciplines who are full members, associate members or on special Invitation.

2- International Events, All international events will be held under ITPF rules

3- ITPF authorized events:

a) World Cup

b) World Cup Qualifier

c) World Beach Games

d) Individual World Grand Prix

e) Ladies World Grand Prix

f) U/21 World Grand Prix

g) U/16 World Grand Prix

h) Masters World Grand Prix

i) World Military Grand Prix

j) World Universities Grand Prix

k) International invitational Competitions

i) Traditional Competitions

4- Each Nation may only participate with a maximum of one team of 5 competitors at any international event, however only 4 competitors from each nation can be entered into each competition at an event, injured competitors can be substituted when necessary.

5- Any Nation, which cannot register a full team, may enter a maximum of 2 individual competitors in an event; they will only be permitted to ride in the individual and half section competitions.

6- Each international event (Traditional, Regional, Grand Prix Competitions, World Beach Games, World Cup Qualifier, World Cup) will include eight competitions as per the set schedule listed as Appendix V111, the eight competitions are as follows:

- (a) Individual Lance      (b) Pairs      (c) Team Lance      (d) Individual Sword.
- (e) Team Sword      (f) Lemons and Peg, Sword      (g) Rings and peg, Lance
- (h) Single file (*1<sup>st</sup> Run Lance and 2<sup>nd</sup> Run Sword*)

7- Other competitions that could be added by the OC as extra Competitions:

(For International Invitation Events only)

- (a) Skill at Arms competition, (If the OC have the required equipment and the horses must be familiar with this event.)

## **Article 105            SPECIFICATIONS OF HORSES**

The horses must be suitable for Tentpegging and be sufficiently big and strong to carry the competitor. The ground jury, with the help of the event Veterinary Commission, will decide on this matter and their decision will be final.

## **Article 106            CHANGE OF COMPETITOR/HORSE**

1- No changing of horse or competitor is allowed during a competition unless a horse or competitor is injured or ill. Changing of horse can only be allowed on approval of veterinary commission or event vet, changing of competitor can only be allowed on approval of the ground jury.

2- Each competing team should have 5 competitors and five horses in the situation where a competitor is injured or is ill the reserve competitor has the freedom to join the competition with the existing horse or the spare horse. Where the horse is injured, only the spare horse may be substituted. Where the horse is

withdrawn from the entire event, the team is permitted to a maximum of one more replacement horse from the spare pool of horses.

3- The Team Reserve may only ride during an event if required to replace a member of his/her country's team of 4 competitors during that event. In other words, only 4 of the 5 competitors in a country's team may compete in each competition on the programme before each competition, the Jury must be informed which 4 competitors will be competing in the next competition. If a country has only 4 competitors present, it is taken for granted that they will compete in all the competitions. A team reserve may not join any other team to make up a full team of 4 competitors; neither may he/she ride as an individual during the event.

#### **Article 107                    NUMBERS OF ENTRIES PERMITTED**

Only one entry per competitor will be accepted in „Teams“ and Individual events. In case of necessity to replace a competitor or horse then it has to be a new entry and not from existing entries. (Two horses are considered as separate entries.)

#### **Article 108                    HORSE ABUSE**

If in the opinion of the Ground Jury, a competitor abuses his horse, or causes any unnecessary discomfort to the horse, uses excessive force (either in the mouth or by the spurs), or a competitor or a horse is considered to be dangerous, he may be, under the discretion of the Ground Jury, disqualified from the competition and penalized for cruelty to the horse. The dressage whip can be used in any competitions, but it is not allowed to be used more than twice at the start of the run, but if used more than two times that competitor will be disqualified from the run. Using a weapon to encourage or strike a horse during an event disqualifies the competitor from that event.

## **Article 109            COMPOSITION OF TEAMS**

A Team consists of four competitors of whom any number of Competitors can be left handed and they have to keep the peg on their left.

A Pair event consists of 2 Competitors.

## **Article 110            AGE OF COMPETITORS**

1- Minimum age of a competitor to be eligible to participate in ( World Cup, World Cup Qualifier, World Beach Games, Grand Prix's and International invitation and traditional events shall be 16 years (The competitor must be 16 years old on the day of the event).

2- Masters International event – ( Men or ladies)The age of Master competitors must be 45 years on the day of the Event. However, Member Nations may, by mutual agreement for Invitation Masters International events only, include in a Masters team, competitors younger than 45 years, but not less than 40 years of age.

3- For the required age for under 21 years (on day of competition) for under 16 years ( on day of competition).

## **Article 111            SAFETY EQUIPMENT AND BITS**

1- Recognized Riding Safety Helmets, or can wear Turban over the Recognized Riding Helmets.

2- Saddlery in good condition and of any type may be used. The stirrups or stirrup leather will not be secured to any other part of the horse, competitor's body or saddler by any means.

3- The horses must wear their usual bit and bridle and riding equipment, which must not be changed during the event, unless permission is given from or on behalf of the owner.

## **Article 112            LOSS OF WEAPON/LANCE, ETC**

1- Competitor breaking his weapon at any time from the commencement of a run, until the completion of the run will not be rearmed before completion of that run but points scored prior to being disarmed will hold good.

2- If the Lance or Sword is broken in the process of striking the target, then the points of this run will be considered.

3- If a competitor drops his lance/sword/pricker/revolver between the start & finish there will be no points awarded for that run. In a team competition, the scores scored by other competitors will hold good.

4- Breaking of a point or at shaft will be treated as Break of weapon. However, points scored till the period when a weapon breaks, the competitor will be awarded points as per actual score affected

## **Article 113            FALL OF COMPETITOR/HORSE**

1- A competitor who either falls or his horse falls during a run will be eliminated for that run. In team competition the points scored by the other 3 competitors will stand.

2- In all cases the responsibility for faulty tack rests with the competitor, no re-run will be given to that competitor who falls off his horse due to faulty or broken tack and disqualifies the competitor from this run.

## **Article 114                    COMPETITION ON BORROWED HORSES**

- 1- International Events can be organized on horses borrowed from the host NF.
- 2- The Organizing Committee will make available the necessary number of suitable horses for Tent Pegging (5 Horses per team).
- 3- At least 24 hours before the start of the first competition a fair draw of the borrowed horses for each team or individual competitors has to take place. The horses for the host nation will be drawn first.
- 4- The draw must take place in the presence of the Manager/Coach or the representatives of the participating teams, the competitors, the President of the Ground Jury (Technical Delegate) and the President of the Veterinary Commission or the Veterinary Delegate.
- 5- The horses must be present and properly identified (could have painted numbers on the hind quarters or microchip , but must also be visibly identifiable ) and must wear the bridle normally used. This same bridle must be used throughout the entire event unless the permission of change is given by the owner.
- 6- Order of Draw: The host country will draw first; the order of the draw for the remaining countries will be decided by a draw done by the judge. Each draw will then be for one horse only for each team member and this will continue until each team has its five horses.
- 7- The Organizing Committee should make available a reasonable number of reserve horses to be used in case any horse is found incapacitated by the Veterinary Delegate and the decided by the Ground Jury, whose decision will be final.

8- ITPF Identifiable passports with competition history must be made available which can be positively identified by Veterinary Commission President.( Phase in Period 2019 – Jan 2022)

9- Practice Time: A maximum of two sessions of one hour each includes the warming up of the horses will be allowed. This excludes saddling of the horses, but if in the opinion of the jury, Horses display over exertion during practice sessions they will not be used in the practice session further until suitably rested. (A competitor will be permitted max of six practice runs (individual & team).

## **Article 115 CEREMONIES**

1- Opening, Medal Ceremony and Closing Ceremonies may follow local custom but they must include the procedure laid down in the following articles.

2- The representative of the ITPF or if no representative is present, the President of the Ground Jury must be invited to participate in the Opening, Medal Ceremony and Closing Ceremonies of all ITPF sanctioned events.

3- All competitors must be invited to be present at all these ceremonies.

## **Chapter IV PARTICIPATION IN COMPETITIONS**

### **Article 116 INVITATIONS**

Invitations for foreign competitors“ invitations must be sent to the representative NFs or discipline associations, after approval has been received from the ITPF for hosting such an event, only National Federations or associated disciplines are allowed to apply to host international competitions. The invitations should be sent to the NFs at least 90 days before the event.

## **Article 117            ENTRIES**

1- All competitors invited or nominated for an International event must be entered by their NFs. up to the maximum specified in the schedule, must be accepted by the OC.

2- For ITPF events the invitation should include a minimum 5 Competitors and Coach, some OCs might have the freedom to invite an extra Person as Manager)

## **3- ENTRIES IN PRINCIPLE**

Please refer to ITPF General Regulations (GRs).

## **4- NOMINATED ENTRIES**

Please refer to ITPF General Regulations (GRs).

## **5- DEFINITE ENTRIES**

Please refer ITPF General Regulations (GRs).

## **6- FAILING TO SHOW UP**

If participants of a national federation fails to show up after sending their definite entries to the OC of an event, then this particular NF is obliged to compensate the OC for the expenses spent in their expectation “i.e. accommodation, stabling, and any other arrangements.”

## **Article 118            CHEFS D’EQUIPE**

Please refer to ITPF General Regulations (GRs).

## **Article 119            DECLARATION OF STARTERS**

1- Manager / Coach must declare the entries for the official team competitions and the names of individual competitors by the time laid down by the OC in accordance with the event rules. In case of accident or illness of a team member and/or horse nominated for a Team competition, an individual competitor and/or horse entered in that event may be substituted for the team member and/or horse in question.

2- The competitor/horse being withdrawn cannot then take part in any other competition on the same day, but he may come back the next day if the doctor or the vet certifies that the cause for his withdrawal no longer exists.

## **Chapter V            EVENT    OFFICIALS    AND    BASIC    COURSE REQUIREMENTS**

### **Article 120            GROUND JURY**

1- There are three categories of Judges: Official International Judge 1<sup>st</sup> grade, Official International Judge 2<sup>nd</sup> grade, local. The details of the necessary qualifications for each category of Ground Jury will be as laid down by the ITPF.

2- The Ground Jury shall consist of a President or Technical delegate and a number of Judges of the appropriate categories as required for each event so that fair judgment can be given to participants. In all events listed under (article 104) Point 3 a/h (the Ground Jury President must be a Foreign Technical Delegate appointed by the ITPF).

3- The Ground Jury is responsible for the technical judging of all competitions, and for settling all problems that may arise during its jurisdiction.

4- The period of jurisdiction of a Ground Jury extends from one hour before the beginning of the first Horse Inspection until an hour after the announcement of the final results.

5- The Ground Jury as a whole is responsible for all decisions except where otherwise stated in the Rules or Regulations.

6- A judge must judge a competition to its conclusion to be fair to all competitors, unless replaced for injury, sickness of any unforeseen circumstance.

7- ITPF will maintain a list of all officials.

8- The members of a Ground Jury must be objective in their judgments and put aside any personal feelings or outside advice or anything they may know beforehand about the competitors or horses.

9- In case of doubt, or any uncatered for eventuality, the benefit of the doubt should be in favour of the competitor.

**Article 121 Foreign Judge /GROUND JURY PRESIDENT**

The Foreign Judge/ Ground Jury President will be overall responsible for the technical conduct of the event.

**Article 122 APPEAL COMMITTEE**

An Appeal Committee to settle any queries/objections affecting results of competition shall be appointed by the Organizing Committee in consultation with ITPF for all International competitions. All complaints “protests” must be filed in writing within half an hour after declaration of results. A fee of 100 USD (or the equivalent in the local currency) must be paid at the time the complaint is filed. This fee will be refunded if the protest is upheld.

**Article 123 APPOINTMENT OF GROUND JURY AND JUDGES**

1- The Technical Delegate will be appointed by the ITPF. The other members of Ground Jury for International Events shall be appointed by the relevant NF/OC, unless otherwise stated in this article or in the relevant Rules.

2- The following persons may not serve as Ground Jury :

2.1 Any person who may be subject to a conflict of interest, for instance a close relative to a Competitor or owner.

2.2 The owner of a horse taking part in the competition.

2.3 A competitor taking part in the competition.

2.4 Manager /coach and Team official whose competitors are entered in the competition.

2.5 Trainers of competitors entered in the competition. .

## **Article 124            TECHNICAL DELEGATES**

Technical Delegate: ITPF will maintain a list of officials which will be detailed as TD for international events.

## **Article 125            COURSE LAYOUT**

The diagram of the “LAYOUT OF THE COURSE” for all events included in these Rules shall be complied with, in all competitions held under ITPF Rules and these are included as Appendices as diagrams.

## **Article 126            COURSE DIMENTIONS:**

The length of the course is 120 - 200 meters including starting point, distance between the Starting and Finishing line, and the safety distance for stopping after the Finish line.

Formula one:

Eighty meters should be between the Starting and Finishing Lines “This is for pegs, rings, lemons and pegs, team competitions, pairs, Indian File, and individual competitions.”

## **Article 127            SCORER**

1- The Ground Jury will nominate a scorer for keeping scores of each competitor and then inform scorer for entry into score sheet. The President will check all scores and complete the score card any time penalties. Result Card will be signed by all members of Ground Jury.

2- A Scorer will sit next to the Ground Jury to keep a record of the score and keep the Announcer informed as the competition progresses.

## **Article 128            TIME KEEPERS**

1- It is recommended to use Automatic Timing devices, which will automatically start and stop the clock running when the beams are cut, where practicable and at a minimum in the individual events. If not, then manual time keeping will be used.

2- Individual Events: In Individual Lance, Individual Sword, Lemons & Peg, and Rings & Peg, the chest of the horse will activate the timing device which will be placed 70 meters before the peg and the chest of the horse will stop the clock as it breaks the beam 10 meters beyond the peg.

3- Teams and Pairs: In teams and pairs, the chest of the first horse will activate the timing device and start the clock running 70 meters before the peg, and when the rump/tail of the last horse crosses the cutoff line 10 meters beyond the peg, the timekeeper will manually stop the clock. In the event that one or more of the horses /competitors falls, or are injured or cannot for any other reason pass through the finish line an additional 6 seconds will be added to the required time for that event. Points as for Article 113.1 will also be deducted

4- Single File:In single file the chest of the first horse activates the timing device 70 meters before the first peg and the clock will be manually stopped when the rump/tail of the last horse crosses the line 10 meters beyond the first peg. In the event that one or more of the horses /competitors falls, or are injured or cannot for any other reason pass through the finish line an additional 6 seconds will be added to the required time for that event. Points as for Article 113.1 will also be deducted.

5- The Time Keepers are responsible for recording the timing. They must keep a written record of each competitor's time.

6- It is advisable to keep two time keepers at the finish line in all major competitions.

7- In Case of using manual time keeping then the average of the time recorded by the two time keepers will be the official time for that run.

## **Article 129            STARTER**

- 1- The Starter is positioned close to and on the opposite side as the Ground Jury Box without obstructing the view of the Ground Jury.
- 2- The Starter is equipped with two colors flag white and black divided to equal squares by the two colors He will hold the flag up when the President is satisfied that all is ready for the start of the run. He will drop the flag as the start signal given by the Ground Jury when he sees that competitors are in a position to start.
- 3- If a competitor crosses the Start Line before the Start Order is given, he will be eliminated for that run and no points awarded. This will equally hold good for Team events.
- 4- It is the responsibility of the Jury to decide whether a competitor has made a proper or improper start.
- 5- Competitors must start within 120 seconds of the start signal failing to do so would entail elimination.

## **Article 130            TRACK AND TRACK PARTY**

Laying of distinct tracks on the ground to indicate the lane in which the horses are required to run for each run is at the discretion of OC. The competitors should guide their horses in the required direction keeping distances between each competitor as stipulated in these rules. The Track Party consists of a Track Official and required number of assistants. They are responsible for maintaining the general condition of the track, lying out the tracks and for fixing of the Pegs, Rings, Lemons, etc. The no 4 Lane will be laid always on the left hand side of the track near to the Ground Jury box. The Lanes will be marked 1,2,3,4 going towards the Ground Jury box.

**Article 131 COLLECTING RING (MARSHALLING AREA)  
STEWARD**

The Collecting Ring (Marshalling Area) Steward will be in charge of the Collecting Ring and the Warm-up Area, and responsible for ensuring that nothing that could be regarded as cruelty takes place. Any such act must be reported to the President Ground Jury immediately.

**Article 132 EXPENSES OF OFFICIALS**

The ITPF shall meet the Travelling expenses, full accommodation and local transportation of technical delegate as per yearly budget allocation by the General Assembly.

**Article 133 PROTESTS**

All kinds of protests “objections, appeals, etc.” will be dealt with according to the ITPF General Regulation.

**Article 134 START**

1- Competitors must not start before the Starter’s flag is dropped. In case a competitor does start, it will be deemed a false start, and the competitor or his team eliminated for that run.

2- Competitors who do not report to the collecting ring 10 minutes before time for start can be eliminated or warned at the discretion of Ground Jury.

3- If a competitor in an Individual competition fails to cross the start line within 120 seconds of the order to start, he will be eliminated for that run. This rule equally applies to Team events. If any one or more horses do not cross the start line within 120 seconds of the order to start, then the entire team will be eliminated.

**Article 135 THE STARTING LINE**

The Starting Line covering the equivalent width of 4 tracks is marked by a red Flag on the right and a white Flag on the left, 20 - 25 m apart. Electronic timing equipment to start the clock must be accurately adjusted at the Starting Line and Finishing Line. If electronic timing is not available, then manual equipment can be used.

**Article 136 THE FINISHING LINE AND RUN THROUGH AREA**

1- The Finishing Line is marked by a red Flag on the right and a white Flag on the left, 20 – 25 m apart. The Electronic timing equipment to stop the clock must be accurately adjusted to the finish line. Manual equipment can be used in the absence of electronic equipment.

2- A Run Through Area 20 – 25 m wide and at least 50 m long beyond the Finish Line must provided to allow the competitors to pull up their horses and come to a halt before the barrier prior to exiting in an orderly manner.

**Article 137 EXERCISE AREA**

An Exercise Area measuring about at least 100 m and properly marked must be provided for warm up and practice. It must be cordoned off from the Public and include at least one track for practice purpose. The Exercise Area should be in the vicinity of the Marshalling Area and will be controlled by a Steward who is also responsible for checking the protective headgear, dress, saddlery, bit and lance, sword etc. of each competitor before he is allowed to start.

**Article 138 COLLECTING RING/MARSHALLING AREA**

A Collecting Ring properly marked, adjacent to the Exercise Area is required for competitors who have completed warming up and come under the orders of the Collecting Ring Steward, prior to starting.

## **Chapter VI VETERINARY REGULATIONS**

### **Article 139 VETERINARY DELEGATES/ INSPECTION / EXAMINATION**

Veterinary Delegates for the Veterinary Commission must be appointed by the NF/OC.

### **Article 140 PRELIMINARY INSPECTION**

This must be completed 1 hour before the draw. The Inspection will be performed by President of Ground jury and the Veterinary Commission acting together as a Committee with the President of the Jury In charge.

The horses must be inspected in hand, at rest and in movement on firm and level ground. The Committee has the right and duty to exclude from the competition any horse which is obviously unfit, whether on account of lameness, injury, lack of condition or unnatural gait.

### **Article 141 LAME HORSE**

The Ground Jury, in consultation with the Veterinary Official, may order a competitor to retire if his horse goes lame during a competition or at any stage of the event. No appeal can be made against such a decision. However, the President of the Ground Jury must state the reasons for the decision in writing. They may, however, allow a replacement from the list of reserve horses by draw.

### **Article 142 VETERINARY ENCLOSURE**

A Veterinary Enclosure must be provided in the vicinity of the Collecting Ring, large enough to allow horses to be trotted 50 m in a straight line. A Veterinary Aid Post, a Blacksmith and a Horse Ambulance must be available near the enclosure.

### **Article 143            FIRST AID POST**

A First Aid Post manned by a qualified medical practitioner and an assistant must be provided in the vicinity of the Finish Line and equipped with a tent, emergency treatment equipment, an ambulance within close call and a telephone.

## **Chapter VII            SPECIFICATIONS OF EQUIPMENTS**

### **Article 144            LANCE AND SWORD**

All competitors shall be similarly armed with either sword or lance as laid down in the Rules:

**The lance:** Minimum 2.2 meters (7 ft. 2 in.) - Maximum 2.75 meters (9 ft.). With one smooth metal point, without serrated or sharp edges; Grips are permitted; Lances can be of any material.

**The sword:** Minimum 81 cm. (2 ft. 8 in.) - Maximum 90 cm. (2 ft. 11.5 in.)

in blade length, with an overall length, not exceeding 110 cm. Blades on hilt, slings or barbs are not allowed.

### **Article 145            PEGS**

1- The dimensions of pegs are 30 cm long, 2.5 cm thick, but the width will vary from 6 cm /4 cm /2.5 cm. depending on the stage of competition. The Jury will make every effort to select pegs of uniform weight and size as much as possible from the pegs provided by the Organizing Committee. However this provision cannot form a point for objection by teams/competitors.

2- In order to prevent the wooden pegs from splitting and breaking up, they should be bound with wire 2 cm. from the top end and again at 13 cm. from the bottom point. The wooden pegs will be soaked in water before the competition to prevent them from splitting.

3- The pegs are driven into the ground at an angle of 60 degrees from horizontal, with exactly 17 cm. of the peg showing above the ground level. The face of the peg must be painted white or any clear color according to the sun or the lights .

4- The pegs should preferably be made of the wood of a date palm or any other fibrous material and should as far as possible be equal in weight and should not break up when pierced by the lance/sword.

5- Cardboard pegs can be used and should be made of 2 layers or more of corrugated Cardboard glued together with total thickness of 2.5 cm. with corrugations running vertically. Sizes will be as specified for wooden pegs. Any other synthetic peg of same dimensions can be used provided above principles hold good. Enforcement by transparent cellar taping could be applied to the cardboard pegs to prevent possible splitting and breaking.

#### **Article 146            LAYOUT OF COURSE PLANS**

The Organizing Committee hosting or starting an International competition must ensure that the course and equipment complies with the standards, requirement and rules as laid down by the ITPF. Broad Guide Lines as under:-

- 1- **Course length:**            Maximum of 200m – Minimum of 120m.
- 2- **Course width:**            Maximum of 25m – Minimum of 20m
- 3- **Barrier height:**            Minimum of 1.5m.
- 4- **Barrier width:**            Maximum of 20m.

5- Markers and red and white flags must be placed in a straight line to indicate the width of the course and the barrier at the end of the course must be same width as the course.

6- An opening at the end of the course just before the barrier will be used as the exit.

7- Start Flag indicates the Start Line Position with a white flag on left and red flag on right.

8- Marker D is 10 m from cardboard peg and 15 m. from wooden pegs indicating the distance for a “carry”. Timing is also stopped when the horses cross Stop Time Line.

9- Objection against any equipment or layout of the track must be made 30 mins before the start of that specific event. If not done before commencement of the event, all competitors must complete the run under same conditions.

#### **Article 147            LAYOUT OF TRACK**

1- It is not mandatory to lay out Tracks for horses to gallop, but is advisable especially while competing on borrowed horses. They should be so trained that they should automatically gallop in a straight line towards pegs or other objects.

2- If the Ground Jury notices faulty or dangerous equipment or incorrect layout of the course, they must report it to the Organizing Committee and rectify the same in consultation with Technical Delegate before starting a competition. If course or equipment is damaged during an event it shall be rectified before the next competitor is called upon.

### **Article 148            START CONDUCT**

In all events, the competitors must be ready to start immediately when called upon. Judging commences at the Starting Line. A competitor starting without the Ground Jury's indication, or failing to start within 120 seconds of being called, will be eliminated from that run.

### **Article 149            LAYOUT OF PEGS**

Pegs shall be placed in the ground 1.5 meter distance from each other for Indian File and 2 meters (6 ft. 5 in.) broad side intervals for section and half section events when using lances or sword. A single peg will be laid out on a track for each individual competitor and four single pegs in four tracks for each team in team competitions.

For Safety purposes a peg hole with dimensions Length (750mm) x Width (300mm) x Depth (300mm) must loosened and dug and filled with sand. The peg must be placed in the centre of the peg hole.

### **Article 150            NUMBER OF RUNS**

The number of runs for each competition has been covered in appendix V111 except Skill at Arms which will be only one run.

### **Article 151            SPEED/Time**

1- Competitors are required to cover the distance between the Starting Line and Finishing Line at a speed of 6.40 for individual competitions, 7 seconds for team events and 10 seconds for single file events and 7 seconds for pairs competitions (Speed of every competition is listed in the appended appendix V111).

2- Exceeded the time allowed will be penalized by ½ point per every commenced second over the prescribed time, to be deducted from the gained points of that run, no time penalty will be levied in case of no score.

3- The organizing committee and the ground jury have the authority to amend the required time for any event. This amendment should make provision for the following:

- a. Footing conditions
- b. Breed of horses
- c. Ability of horses
- d. Safety of competitors and horses
- e. Category of competition ie: Seniors, Ladies, Juniors/Children and Master.

**Article 152 TIE**

1- To avoid undue stress on tent pegging horses, there should be only one additional run same to the last one with maximum the peg size 2.5cm. Then the classification will be according to points. If we still have a tie, then the classification will be according to the time of the additional run, and if a tie persists, then the time of the run prior to that, will be used to determine the winner/positions.

2- In single file competitions tie should be one extra run with the Lance.

3- In Pairs competition tie should be one extra run with the Sword.

**Article 153: AWARD OF POINTS – PEGS**

- 6 Points: Peg carried all the way or falls forward/sideways beyond 10 m. Measured from the point at which the peg was placed.

- In single file same principle holds good.

- Peg struck with point of lance or Sword but breaks and part of it still in the ground, even if no part of it still attached to the weapon.

- 4 Points: Draw Peg removed from the ground, but not carried full distance as stipulated above.

- 2 Points: Peg struck on face, but not removed from its position in the ground.

*NOTES: Peg must be struck on the face of the peg by the point of the weapon and leaves a mark on the peg (Marks on the side of the pegs are not countable.) Doubtful Pegs must be handed over to the Jury.*

## **Chapter VIII                      COMPETITIONS**

### **NORMAL COMPETITIONS**

Normal competitions will be held in Lance and Sword, both Team and Individual.

#### **Article 154                      LANCE – INDIVIDUAL**

This is an Individual competition with the following stipulations:

- (a) Speed                                      time allowed 6.4 second
- (b) No. of Runs                              Maximum 3 runs.
  - Run 1: 6cm Peg.
  - Run 2: 6cm peg
  - Run 3: 4cm Peg
- (c) Placing                                    As per schedule set out in Apendix V111.
- (d) Length of Course                      80 meters (Start to Finish Line).
- (e) Carry Distance                         10 meters
- (f) First Peg                                 70 meters from Start Line.

Note: The number of runs should usually not exceed 8 per day.

#### **Article 155                      LANCE – TEAM (Section)**

This is a Team competition starting with 4 competitors using a Lance.

- (a) Speed                                      time allowed 7 second
- (b) No of Runs                                Maximum 3 runs.
  - Run 1: 6 cm Peg.
  - Run 2: 6 cm peg
  - Run 3: 4 cm Peg
- (c) Placing                                    As per schedule set out in Apendix V111.
- (d) Length of Course                      80 meters (Start to Finish Line).
- (e) Carry Distance                         10 meters
- (f) First Peg                                 70 meters from Start Line.



**Article 159 Relay (LANCE AND SWORD) (See Attached Course Layout)**

The competition is run over two runs. In the first run all competitors will carry lances and in the second run all competitors will carry swords. Each competitor will attempt the peg as per the serial number in the order of start of the team. Carry of a wrong peg will not qualify the competitor for any score.

(a) Speed: 10 Seconds.

(b) Time Allowed: While computing time allowed for Single File, allowance must be 10 Sec catered for the distance between pegs (i.e. 1.5 meter between each peg) and distance required to be maintained between 2 horses (i.e. 11 meters).

(c) Competitor Position: If a competitor's peg is knocked out of the ground by a previous competitor, and the correct competitor manages to score a strike on the peg, he will receive 4 points, as for a draw and 6 points if he carries fully.

(d) When a competitor draws his peg and it falls against the peg of a following competitor and this competitor touches or carries both pegs, he will receive points scored on his peg alone.

(e) No.1 peg will be opposite the peg marker.

(f) No.1 competitor takes the first peg; No. 2 competitor takes the second peg, and so on.

(g) When a competitor has passed his peg, it becomes a "dead peg".If a following competitor strikes it, there will be no penalty and no points scored on that peg.

**Article 160 RINGS AND PEG – (LANCE)**

This is an Individual competition with the following stipulations:

- (a) Speed time allowed 7 seconds
- (b) No of rounds: one round of two runs 1<sup>st</sup> on 6cm peg 2<sup>nd</sup> run on 4cm peg
- (c) Placing: As per schedule set out in Appendix V111
- (d) Length of Course 80 meters (Start to Finish Line).
- (e) Carry Distance 10 meters
- (f) First ring 35m from start line.
- (g) First Peg 70 meters from Start Line.
- (h) Size of ring 60mm internal Diameter

**Article 161 LEMONS AND PEG – (SWORD)**

The same course set up as for Rings and Pegs, only Lemons will be Instead of the Rings.

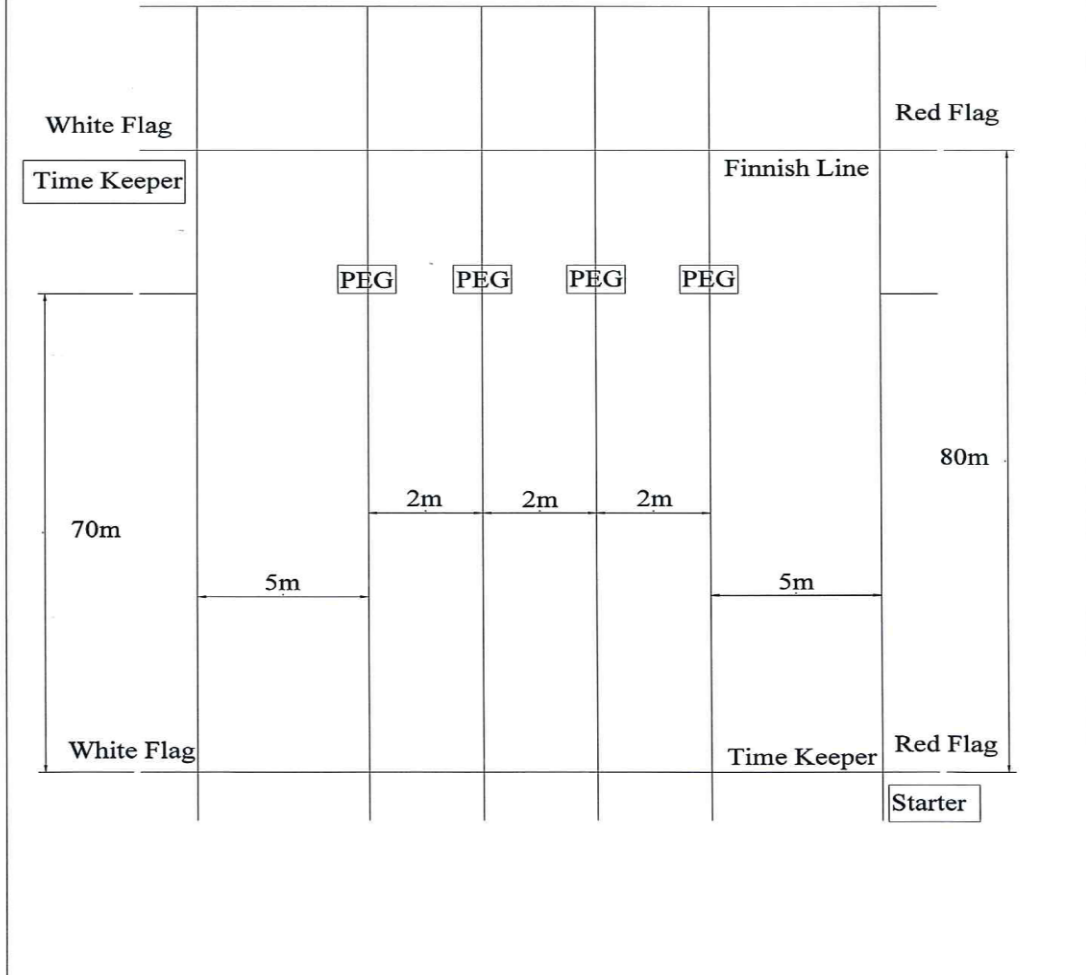
- (a) Speed: time allowed 7 seconds
- (b) Height of Lemon suspended: 2.2 m to top of lemon
- (c) No of rounds: one round of two runs 1<sup>st</sup> on 6cm peg 2<sup>nd</sup> run on 4cm peg
- (d) Slice one: With the sword resting horizontally behind the shoulders, hand in line with shoulder at check height, elbow below hand, and cut horizontally from rear to front.
- (e) Slice two: With sword at left shoulder, cut horizontally from front to rear, at neck height with elbow as high as hand. A downward cut or “Push” at Lemon will not be allowed and no points awarded.
- (f) Points: Refer to Article 154 of Tent Pegging Rules.

**Article 162 How to calculate the time penalty**

For every exceeded commenced second exceeding the time allowed, ½ penalty point will be deducted from actual scores.


COURSE LAYOUT PLAN FOR SECTION  
HALF SECTION & INDIVIDUAL APPENDIX 1

**BARRIER**



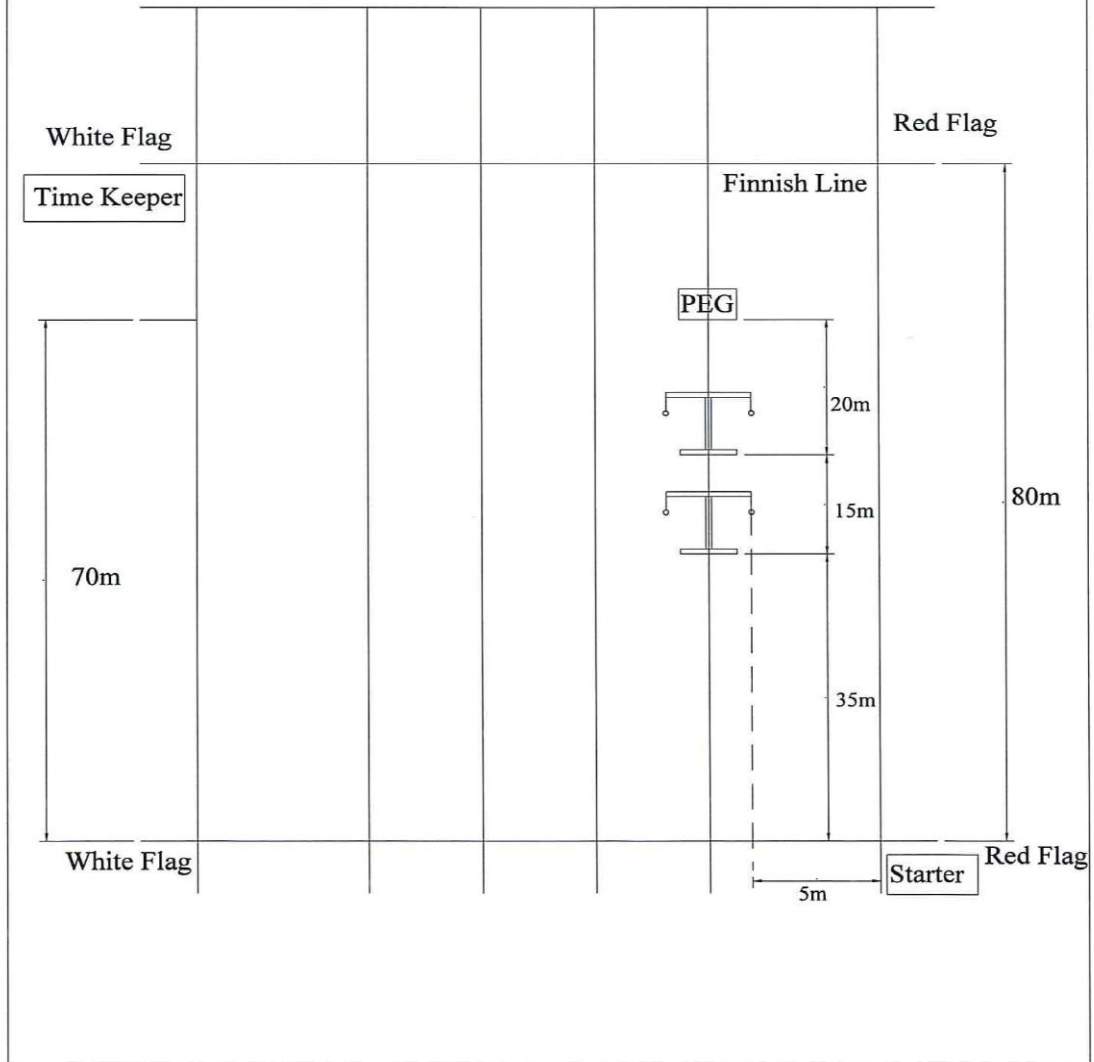
COURSE LAYOUT PLAN FOR RELAY  
APPENDIX 11

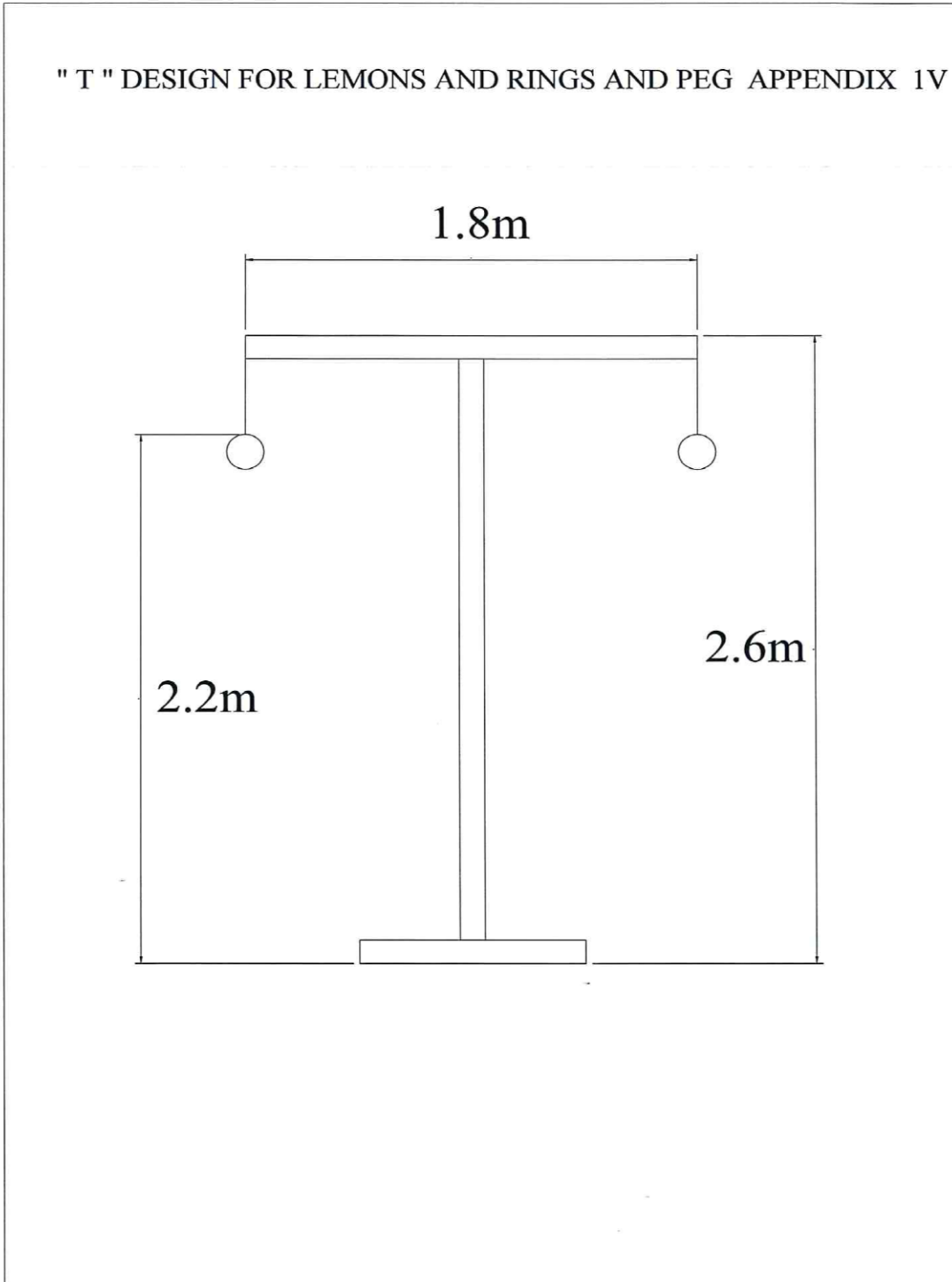
BARRIER



COURSE LAYOUT PLAN FOR RINGS AND  
LEMONS AND PEG APPENDIX 111

**BARRIER**





**International Tentpegging Federation Events schedule****Appendix V111**

<b>Round</b>	<b>Event Description</b>	<b>Peg Size</b>	<b>Time</b>
<b>1</b>	<b>Individual Lance</b>		
	1st run	6cm	6.4 sec
	2nd run	6cm	6.4sec
	3rd run	4cm	6.4 sec
<b>1</b>	<b>Pairs Lance</b>		
	1st run	6cm	6.4 sec
<b>1</b>	<b>Team Lance</b>		
	1st Run	6cm	7 sec
	2nd Run	6cm	7 sec
	3rd Run	4cm	7 sec

Total Score of 7 runs to be counted

Ride -out if neccessarry one run Team Lance on 2.5 cm Peg

Medal Ceremony

1st - 7 medals ( Rider 1 ,rider 2, rider 3,rider 4, rider 5 , Coach , Manager)

2nd - 7 medals ( Rider 1 ,rider 2, rider 3,rider 4, rider 5 , Coach , Manager)

3rd - 7 medals ( Rider 1 ,rider 2, rider 3,rider 4, rider 5 , Coach , Manager)

1st - 1 Medal ( Best Rider of the day)

<b>2</b>	<b>Individual Sword</b>		
	1st run	6cm	6.4 sec
	2nd run	6cm	6.4sec
	3rd run	4cm	6.4 sec
<b>2</b>	<b>Pairs Sword</b>		
	1st run	6cm	6.4 sec
<b>2</b>	<b>Team Sword</b>		
	1st Run	6cm	7 sec
	2nd Run	6cm	7 sec
	3rd Run	4cm	7 sec

Total Score of 7 runs to be counted

Ride -out if neccessarry one run Team Sword on 2.5 cm Peg

Medal Ceremony

1st - 7 medals ( Rider 1 ,rider 2, rider 3,rider 4, rider 5 , Coach , Manager)

2nd - 7 medals ( Rider 1 ,rider 2, rider 3,rider 4, rider 5 , Coach , Manager)

3rd - 7 medals ( Rider 1 ,rider 2, rider 3,rider 4, rider 5 , Coach , Manager)

1st - 1 Medal ( Best rider of the day)

3	Rings and Peg		
	1st run	6cm	7 sec
	2nd run	4cm	7 sec
3	Lemons and Peg		
	1st run	6cm	7 sec
	2nd run	4cm	7 sec
3	Relay		
	1st run - Lance	4cm	10.0 sec
	2nd run - sword	6cm	10.0 sec

Total Score of 6 runs to be counted

Ride -out if necessary one run Relay lance on 2.5 cm Peg

Medal Ceremony

1st - 7 medals ( Rider 1 ,rider 2, rider 3,rider 4, rider 5 , Coach , Manager)

2nd - 7 medals ( Rider 1 ,rider 2, rider 3,rider 4, rider 5 , Coach , Manager)

3rd - 7 medals ( Rider 1 ,rider 2, rider 3,rider 4, rider 5 , Coach , Manager)

1st - 1 Medal ( Best Rider of the day)

Medal Ceremony 2

Total score of 20 runs

1st - 7 medals ( Rider 1 ,rider 2, rider 3,rider 4, rider 5 , Coach , Manager)

1st - 1 medal ( Best rider of the event)